

Vertical Flue System <SPOS>

The vertical flue system allows the chimney to be built directly above the fireplace's hearth. In this case, the function of the cleanout and condensate removal is fulfilled by the hearth. The SPOS system uses typical elements of double-walled chimneys SKDZ and chimney connections SPK. When designing this type of chimney, current national regulations must be taken into account.

Application: In newly built or modernised buildings where there is no free smoke chimney

Caution! In particular, the distances from combustible parts must be kept and suitable roof flashings must be used at the roof crossing points.

Distances from combustible elements:

- SKDZ system elements - 100 mm
- Chimney connection elements SPK - 500 mm

Model application of elements

Scheme I - Version with passage through several storeys

The chimney passes through the timber ceiling and the next storey. Roof insulated with rock wool and ceiling lined with plasterboard on the inside.

No	Denotation	Name	Chimney System
1	DKD-II-.../...-Z8 lub /ML	Cap with openable top	SKDZ
2	RPDZ-.../...-Z8 lub /ML	Straight pipe	SKDZ
3	WPDT/Z8 lub /ML	Roof base	SPOS
4	PPD-.../...-Z8	Intermediate support	SKDZ
5	KWD-II-...-X	Supporting console	SKDZ
6	ZTDZ-.../...-Z8-N-II	Tee plug	SPOS
7	ROZ-.../.../WPDT-ML	Rosette	SPOS
8	OP-IV-...-X lub /ML	Fastening clamp	SKDZ
9	RP-.../...-CZ2	Straight pipe	SPK
10	ZZ-...-CZ2	Female connector	SPK



Scheme II - Version with passage directly through the roof.

The chimney goes directly through the rock wool insulated roof and the ceiling is lined with wood panels on the inside.

No	Denotation	Name	Chimney System
1	DKD-II-.../...-Z8 lub /ML	Cap with openable top	SKDZ
2	RPDZ-.../...-Z8 lub /ML	Straight pipe	SKDZ
3	WPDT/Z8 lub /ML	Roof base	SPOS
4	ZTDZ-.../...-Z8-N-II	Tee plug	SPOS
5	ROZ-.../...-CZ2/WPDT-...st/ML	Angular rosette	SPOS
6	OP-IV-...-X lub /ML	Fastening clamp	SKDZ
7	RP-.../2,0-CZ2	Straight pipe	SPK
8	RP/ZA-.../1,0-CZ2 RP/ZA-.../1,0-CZ2 RP/ZA-.../1,0-CZ2	Straight pipe with anti-condensation protection, damper and revision	SPK



Scheme III - Version with 90 degrees tee with passage through roof and ceiling.

The chimney passes through the timber ceiling and the next storey. The roof is insulated with rock wool and the ceiling is lined with plasterboard on the inside. A connection to the chimney via a 90 degrees tee was used in this case.

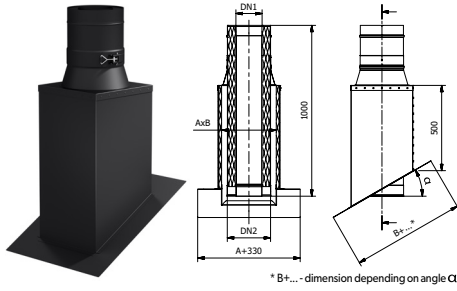
A chimney with a cleanout and a condensate drain bowl ensures that soot and any condensate will not flow directly into the fireplace.

No	Denotation	Name	Chimney System
1	DKD-II-.../...-Z8 lub /ML	Cap with openable top	SKDZ
2	RPDZ-.../...-Z8 lub /ML	Straight pipe	SKDZ
3	WPDT/Z8 lub /ML	Roof base	SPOS
4	TRDZ-.../...-Z8-II	Tee	SPOS
5	WCDZ-.../...-Z8	Clean out element with doors	SKDZ
6	MSDZ-.../...-Z8	Condensate drain bowl	SKDZ
7	KSDZ-.../.../90-Z8	Solid elbow	SKDZ
8	PPD-.../...-Z8	Intermediate support	SKDZ
9	KWD-II-...-X	Supporting console	SKDZ
10	ZTDZ-.../...-Z8-N-II	Tee plug	SPOS
11	ROZ-.../.../WPDT-ML	Rosette	SPOS
12	OP-IV-...-X	Fastening clamp	SKDZ
13	RP-.../1,0-CZ2	Straight pipe	SPK
14	ZZ-...-CZ2	Female connector	SPK



TECHNICAL DATA OF VERTICAL FLUE SYSTEM <SPOS> ELEMENTS

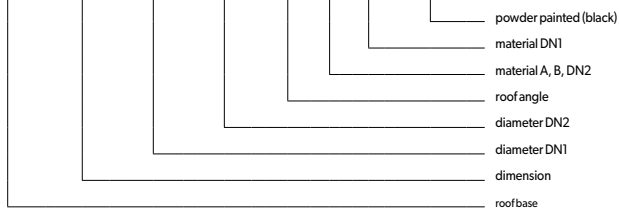
1. ROOF BASE WPDT/Z8



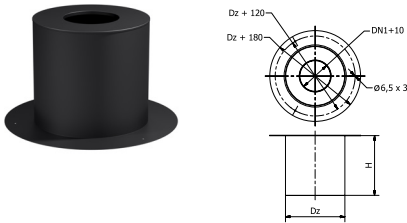
Diameter DN1/DN2	150	160	180	200
A [mm]	320	320	370	370
B [mm]	320	320	370	370
Weight [kg]	weight depends on the roof angle			

Destination	D	D - smoke ducts
Material	Z	Z - heat resistant sheet 1.4828
Sheet thickness s	8	8 - sheet thickness 0.8 mm

WPDT AxB / DN1 / DN2 / ...st-X/Z8-ML.CZ



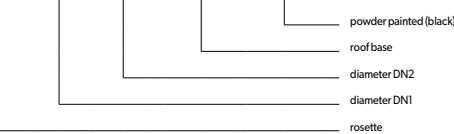
2. ROSETTE ROZ/WPDT



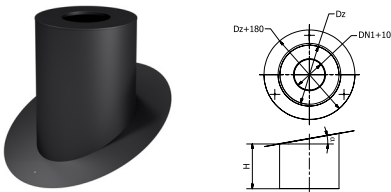
Diameter DN1/DN2	150	160	180	200
H [mm]	300	300	300	300
Dz [mm]	310	320	340	360
Weight [kg]	3.60	3.70	3.95	4.15

Destination	D	D - smoke ducts
Material	Z	Z - heat resistant sheet 1.4828
Sheet thickness s	8	8 - sheet thickness 0.8 mm

ROZ DN1/DN2/WPDT-ML.CZ



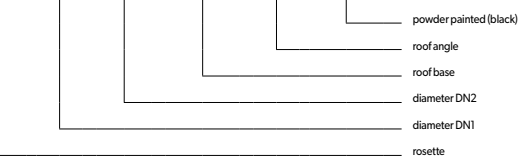
3. ANGULAR ROSETTE ROZ/WPDT/...st



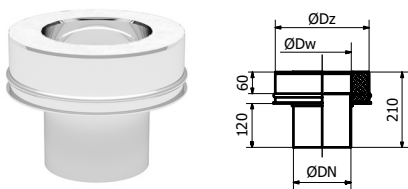
Diameter DN1/DN2	150	160	180	200
H	dimensions depends on the roof angle			
Dz	weight depends on the roof angle			
Weight [kg]	weight depends on the roof angle			

Destination	D	D - smoke ducts
Material	Z	Z - heat resistant sheet 1.4828
Sheet thickness s	8	8 - sheet thickness 0.8 mm

ROZ DN1/DN2/WPDT/...st-ML.CZ



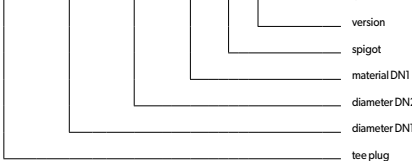
4. TEE PLUG ZTDZ-N-II



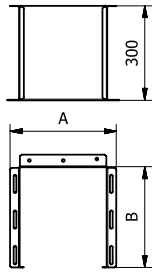
Diameter DN1/DN2	150	160	180	200
dW [mm]	152.7	162.2	182.9	202
dZ [mm]	150	160	180	200
Dz [mm]	252.1	261.2	280.9	301.6
Weight [kg]	0.90	0.95	1.00	1.15

Destination	D	D - smoke ducts
Material	Z	Z - heat resistant sheet 1.4828
Sheet thickness s	8	8 - sheet thickness 0.8 mm

ZTDZ DN1/DN2 - Z8 - N - II / dz=... (L1=120)



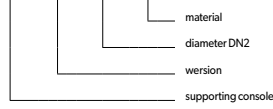
5. SUPPORTING CONSOLE KWD-II-...-X



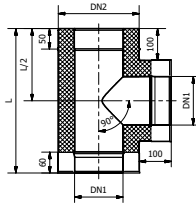
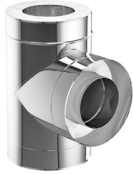
Diameter DNI/DN2	150	160	180	200
A [mm]	340	340	370	390
B [mm]	330	330	360	380
Weight [kg]	5.20	5.20	5.70	6.00

Destination	D	D - smoke ducts
Material	X	X - stainless steel 1.4301
Sheet thickness s	2	2 - sheet thickness 2 mm

KWD-II-DN2-X



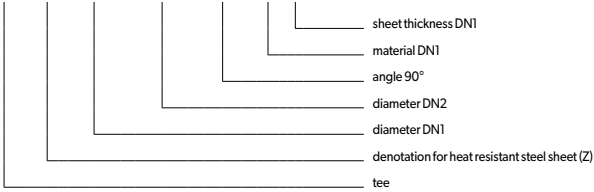
6. TEE 90° TRD/90-II



Diameter DNI/DN2	150	160	180	200
L [mm]	450	450	480	500
Weight [kg]	5.50	5.60	7.30	7.70

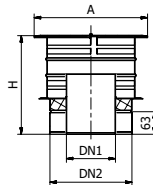
Destination	D	D - smoke ducts
Material	Z	Z - heat resistant sheet 1.4828
Sheet thickness s	8	8 - sheet thickness 0.8 mm

TRD m DN1 / DN2 / 90 - m s-II



TECHNICAL DATA OF DOUBLE WALLED CHIMNEY SYSTEM <SKDZ> ELEMENTS

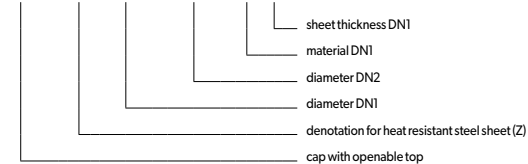
1. CAP WITH OPENABLE TOP DKD-II



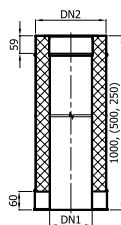
Diameter DNI/DN2	150	160	180	200
A [mm]	350	360	380	400
H [mm]	300	300	300	300
Weight [kg]	2.70	3.30	3.39	3.40

Destination	D	D - smoke ducts
Material	Z	Z - heat resistant sheet 1.4828
Sheet thickness s	8	8 - sheet thickness 0.8 mm

DKD-II m DN1 / DN2 - m s



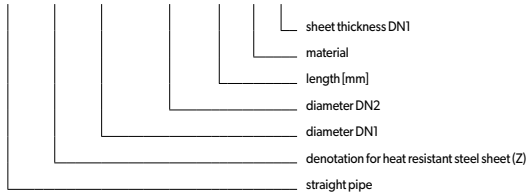
2. STRAIGHT PIPE RPD



Diameter DNI/DN2	150	160	180	200
Weight [kg]	10.00	10.20	11.40	12.40

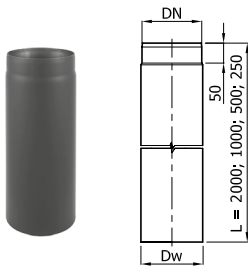
Destination	D	D - smoke ducts
Material	Z	Z - heat resistant sheet 1.4828
Sheet thickness s	8	8 - sheet thickness 0.8 mm

RPD m DN1 / DN2 / L - m s



TECHNICAL DATA OF CHIMNEY CONNECTION SYSTEM <SPK 2.0> ELEMENTS

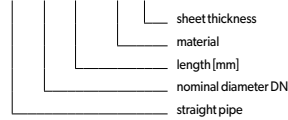
1. STRAIGHT PIPE 2000, 1000, 500, 250 [mm] RP



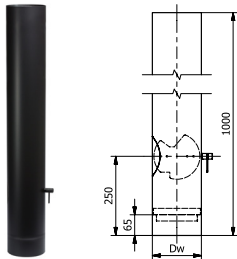
Diameter DN	ø150	ø160	ø180	ø200
Dw [mm]	151.0	161.0	181.0	201.0
Weight [kg]	L=2000			
	15.40	16.40	18.40	20.50
	L=1000			
	7.70	8.20	9.20	10.25
L=500				
3.85	4.20	4.60	5.10	
L=250				
1.95	2.10	2.30	2.55	

Destination	D	D - smoke ducts
Material	CZ	CZ - mild steel DC01
Sheet thickness s	2	2 - sheet thickness 2.0 mm

RP x/L - CZ 2



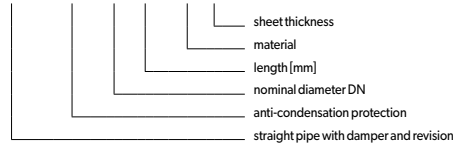
2. STRAIGHT PIPE WITH ANTI-CONDENSATION PROTECTION, DAMPER AND REVISION 1000, 500 [mm] RPrs/ZA



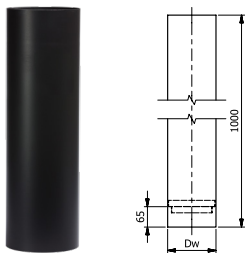
Diameter DN	ø150	ø160	ø180	ø200
Dw [mm]	151.0	161.0	181.0	201.0
Weight [kg] L = 1000 mm	7.90	8.50	9.60	10.60

Destination	D	D - smoke ducts
Material	CZ	CZ - mild steel DC01
Sheet thickness s	2	2 - sheet thickness 2.0 mm

RPrs / ZA / x / L - CZ 2



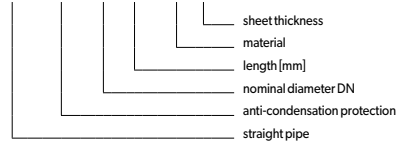
3. STRAIGHT PIPE WITH ANTI-CONDENSATION PROTECTION 1000, 500 [mm] RP/ZA



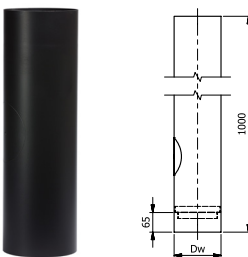
Diameter DN	ø150	ø160	ø180	ø200
Dw [mm]	151.0	161.0	181.0	201.0
Weight [kg] L = 1000 mm	7.80	8.30	9.60	10.60

Destination	D	D - smoke ducts
Material	CZ	CZ - mild steel DC01
Sheet thickness s	2	2 - sheet thickness 2.0 mm

RP / ZA / x / L - CZ 2



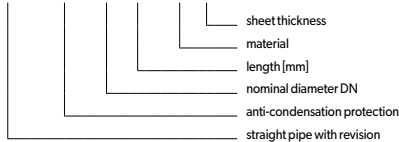
4. STRAIGHT PIPE WITH ANTI-CONDENSATION PROTECTION AND REVISION 1000, 500 [mm] RPr/ZA



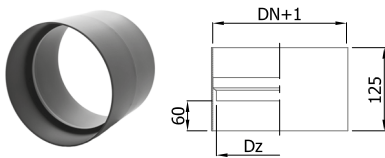
Diameter DN	ø150	ø160	ø180	ø200
Dw [mm]	151.0	161.0	181.0	201.0
Weight [kg] L = 1000 mm	7.80	8.30	9.60	10.60

Destination	D	D - smoke ducts
Material	CZ	CZ - mild steel DC01
Sheet thickness s	2	2 - sheet thickness 2.0 mm

RPr / ZA / x / L - CZ 2



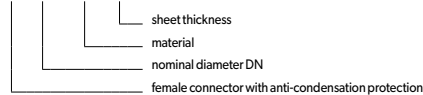
5. FEMALE CONNECTOR WITH ANTI-CONDENSATION PROTECTION ZZ



Diameter DN	ø150	ø160	ø180	ø200
Dz [mm]	140.0	150.0	170.0	190.0
Weight [kg]	1.20	1.30	1.45	1.60

Destination	D	D - smoke ducts
Material	CZ	CZ - mild steel DC01
Sheet thickness s	2	2 - sheet thickness 2.0 mm

ZZ x - CZ 2



Caution!

Female connector allows to connect two press-formed elements to each other and divert the connection schema.