

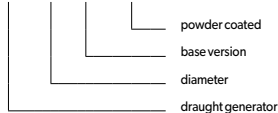


Destination	S	S - gas and oil exhaust ducts
	D	D ^s - smoke ducts
Material	CH	CH - chrome-nickel sheet 1.4301
	ML	ML - chrome-nickel sheet powder coated

*) CAUTION - only smoke ducts from wood burning devices

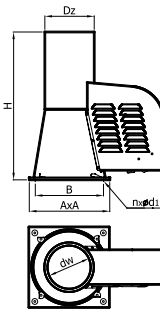
Diameter [mm]	ø150	ø200
Max. efficiency [m³/h]	300	450
Max. underpressure [Pa]	42	29
Single-phase voltage [V/Hz]	230/50	
Power [W]	94	141
Protection level	IP34	
Max. fumes temperature [°C]	400	
Ambient temperature [°C]	-30 - +65	

GCK x - d - ML

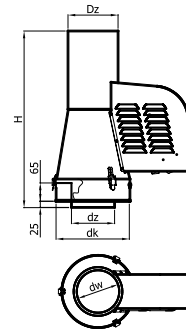


Versions of bases

1. Square base -PK



2. Base with insulation closing -B-K



Measurements table for various inlet diameters

ø 150	Dimensions [mm]									Weight [kg]	
	Base version	d _w	d _z	H	d _k	A	B	D _z	d _l		Amount n
-PK		147.0	-	518	-	282	240	173	6.2	4	7.80
-B-K		-	149	607	253.3	-	-	173	-	-	8.00

ø 200	Dimensions [mm]									Weight [kg]	
	Base version	d _w	d _z	H	d _k	A	B	D _z	d _l		Amount n
-PK		197.0	-	598	-	342	290	230	6.2	4	10.00
-B-K		-	199	686	303	-	-	230	-	-	10.40

Airflow charts

